

## How to Make One Bullet Point at a Time Appear

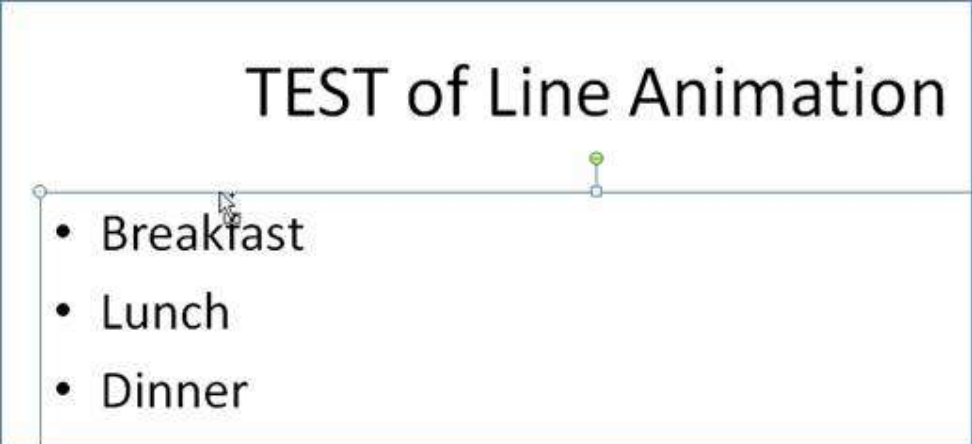

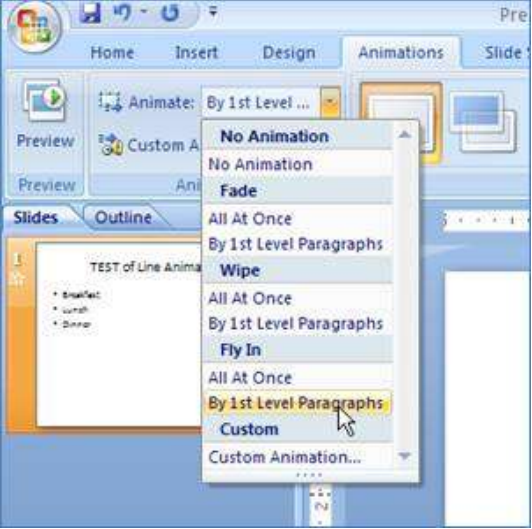
### Situation:

Instead of all the bullet points on a slide appearing when the slide displays in a slide show, you would like each bullet point to appear only when you click or press the space bar.

### Overview:

After selecting the bulleted list, you will work with the Animations Ribbon and animate the list By 1<sup>st</sup> Level Paragraphs.

### Step by Step Instructions:

|    |   |
|----|---|
| 1. | Select the bulleted list – just click on its edge<br>                      |
| 2. | Select Animations Tab   |
| 3. | In the Animations Group, click the list arrow next to Animate<br>        |
| 4. | Choose By 1 <sup>st</sup> Level Paragraphs – your choice of Fade, etc.<br> |