

How to Download a Video from You Tube

Situation:

You would like to use a YouTube video in a presentation. But there is no obvious way to save the file to your computer.

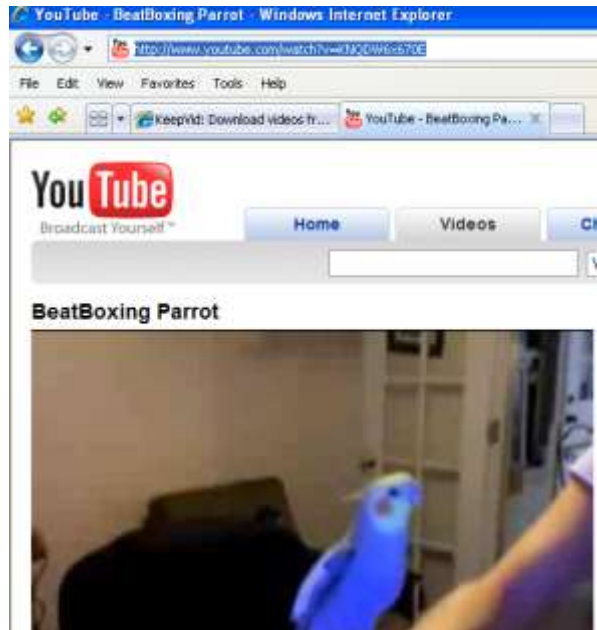
Overview:

A web site <http://keepVid.com> will allow you to copy the URL of the video from YouTube, paste it in a download box, specify that the video came from YouTube and then you click download, click the Download link, specify a file name and location. The video is saved.

Step by Step Instructions:

Display the video and copy the URL


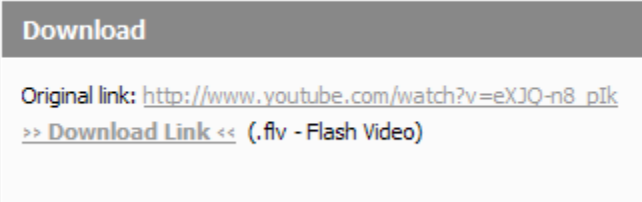
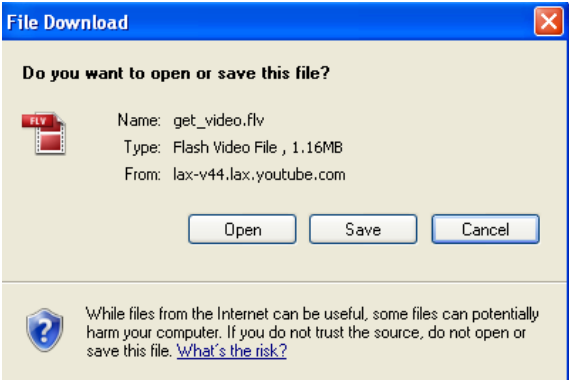
1. Go to www.youtube.com, select the video
2. Click in the address bar



The URL turns blue
Copy (Control + C)

Go to KeepVid web site and download the video

3. To to <http://keepvid.com>

<p>4.</p>	<p>Click in the download box Paste the URL you copied in step 2 Select the site you are downloading from (YouTube) Click Download</p> 
<p>5.</p>	<p>Click the download link under Original link:</p> 
<p>6.</p>	<p>Click Save The flv file is downloaded and saved on your computer</p> 

7. Select a location for the file, change the file name to something meaningful
Click Save

