








Equations in Word Don't Print Correctly

Problem:

Equations created in Word don't print correctly

$$f(x) = a_0 + \sum_{n=1}^{\infty} \left(a_n \cos \frac{n\pi x}{L} + b_n \sin \frac{n\pi x}{L} \right)$$

This has been a problem with HP LaserJet 2100 printers

 B5C238L	0	Ready	Learning Services	B5C 238	HP LaserJet 2100
 CC122L	0	Ready	Bookstore	B5C 122	HP LaserJet 2100
 HL100L	0	Ready	Circulation	High Library 1st Floor	HP LaserJet 2100
 B5C216L-1	0	Ready	Academic Advising	B5C 216	HP LaserJet 2100 Series PCL 6
 E365L	0	Ready	OT	Esbensshade 365	HP LaserJet 2100 Series PCL 6
 HLTH_L	0	Ready	Health Services	Health Center 1st Fl...	HP LaserJet 2100 Series PCL 6
 M231L	0	Ready	Chemistry Lab	Musser 231	HP LaserJet 2100 Series PCL 6

Edit the driver in both print queues

Right click the printer

Select Properties

Go to the Advanced tab

Click the list arrow for the Driver:

Select HP LaserJet 2100 Series PCL 6

Click Apply and OK

